

1967



Thimble-Drome
POWERED MODELS




2 GREAT *Thimble-Drome* FUELS

GLOW FUEL for stunt and sport flying. Easy-starting, fast-running, out-performs many "racing" fuels. ½ Pint **50¢** Pint **90¢**
CAT. NO. 500

RACING FUEL —jet fast! Hottest fuel on the market. Try it and really get the performance your engine is capable of! . . . ½ Pint **60¢** Pint **\$1.10**
CAT. NO. 510



Thimble-Drome CONTROL LINE REELS



Thimble-Drome **HANDY REEL**

Light but strong LOW COST Reel. Modelers can afford a Handy Reel for each size of line used. Takes any size, stranded or solid, flying wire. Handsome two-color plastic handle. **\$2.95**

CAT. NO. 701

Thimble-Drome **SKYLON**


½A REEL — Designed for Nylon lines, ½A jobs. Flip of a knob winds in both lines. Positive lock . . . Disassembles in **\$1.49**
5 sec. High impact plastic color combinations.

CAT. NO. 705



All Thimble-Drome Products are Fair Traded

Get **READY-TO-FLY** with



Thimble-Drome!

If Your Local Dealer Does Not Have the Thimble-Drome Products You Want **USE THIS CONVENIENT ORDER FORM**

All Items Guaranteed

L. M. COX Manufacturing Co., Inc.

P. O. Box 476, Santa Ana, California

Send me Thimble-Drome Products checked below.

I enclose ☐ Cash, ☐ Check, ☐ Money Order

Name _____

Address _____

City _____ Zone _____ State _____

- | | | | |
|---|---------|--|--------|
| <input type="checkbox"/> TD-3 | \$10.95 | <input type="checkbox"/> STRATO BUG ENGINE .049 | \$5.95 |
| <input type="checkbox"/> TD-1 READY TO FLY | \$19.95 | <input type="checkbox"/> SPACE BUG .049 | \$6.95 |
| <input type="checkbox"/> TD-1 ASSEMBLY KIT | \$15.95 | <input type="checkbox"/> THERMAL HOPPER .049 | \$6.95 |
| <input type="checkbox"/> TD-1 KIT (less engine) | \$9.95 | <input type="checkbox"/> FREE FLIGHT CARBURETOR | \$2.95 |
| <input type="checkbox"/> HANDY REEL | \$2.95 | <input type="checkbox"/> HOT SPOT GLOW PLUG | \$.65 |
| <input type="checkbox"/> SKYLON ½A REEL | \$1.49 | <input type="checkbox"/> FINGUARD | \$.25 |
| | | <input type="checkbox"/> SPACE BUG JR. .049 | \$3.95 |

NATIONAL CHAMPIONS IN 1/2 A

Instant, Easy Starting, Unchallenged Performance

No Break-In Required—Ready-To-Fly! Designed for upright, inverted, right or left cylinder position. Radial mount; needle valve safely away from prop and hot exhaust. Simple to operate, to work on, to care for. Propeller and air filter included.

These two engines are SUPERIOR TO ANY 1/2A ENGINE—American or foreign—in speed, power, range of speeds, efficiency, long life, or easy starting! With a 6 inch 3-pitch prop, these engines will attain 17,500 RPM—20,000 RPM with 5 inch 3-pitch prop—under favorable weather conditions—bench mounted—even faster in the air!



THERMAL HOPPER .049

Especially designed for FREE FLIGHT and where timers or special tank arrangements are desired. New Multi-Jet carburetor delivers maximum performance and smoothness under varying flight conditions. Less tank.

\$695

CAT. NO. 360



SPACE BUG .049

Features include a generous sized stunt tank and no external fuel lines.

\$695

CAT. NO. 349

TD-3 THE MOST SENSATIONAL DEVELOPMENT since the beginning of powered model airplanes. Now anyone can learn to fly—easily, cheaply, with no muss, no fussing with balky engines, no tedious break-in, no hours of building, whittling, gluing—Just take

TD-3 out of the box, bolt the engine on with four screws and IT'S READY TO FLY!

TD-3, made of high impact resistant plastic, is powered by the famous "Space Bug Jr." Engine (below, at left).

TD-3 has a symmetrical full airfoil wing of 72 square inches, assuring extraordinary fine flying characteristics for this light-weight ship (less than 5 oz.)

TD-3 hops off with practically no ground run, will stunt beautifully and with real ease of execution. Flight is very stable, yet control response is sure, instantaneous. No plane made is unbreakable in crash landing but

TD-3 will stand a terrific beating. Flown over a good lawn, it is practically indestructible, and if broken, can be readily patched or cemented back together.

TD-3 may be flown slowly by running the engine on 4-cycle operation. Leaned down to high-speed 2-cycle operation the TD-3 is very fast.

Wingspan 17"
Length 16"
Weight 4 1/4 oz.
Wing Area 72"
Horsepower054
Airfoil, symmetrical.

BRING TROPHIES

ENGINES FUELS HANDY



HO

REEL



SPACE BUG JR. .049

Easiest-starting 1/2A engine made anywhere in the world. Needs no break-in—just flip it over to start—then fly on the first tank of fuel! Average 1/2A power. Approx. 14,500 RPM. Needle valve safely mounted away from prop and exhaust. No better value anywhere at the sensationally low price of only

\$395

Weight only 1 1/2 oz.

CAT. NO. 370



STRATO BUG .049

Exceptionally smooth-operating. Much more than average 1/2A power and speed. Almost as fast and powerful and very similar to the "Space Bug", but you pay no premium for peak contest performance. More economical on fuel. Generous size stunt tank. A revelation you've got to fly to believe.

\$595

CAT. NO. 380

TD-3 is a good practical flyer, offering lots of good cheap fun for every one—beginner or advanced flyer.

Wait'll you see the TD-3!

CAT. NO. 600 **\$10.95**

With Accessory Kit

CAT. NO. 650

\$13.90

TD-3



TD-1

CAT. NO. 400

Completely assembled, ready to fly, including SKYLON control reel, battery wires, battery connecting clip, control lines, fuel filler hose, and finger guard in gift box.

CAT. NO. 450

Plane Kit—Assemble it yourself in just a few minutes. Without accessories.

CAT. NO. 475

Plane Kit without accessories and engine.

\$19.95

\$15.95

\$9.95

Deluxe
Gift Boxes in 3 Colors



TD-1 This beautiful plane with its colorful body and all aluminum wing is COMPLETELY assembled, ready to fly! There are no parts to assemble, not a screw to put in. It isn't even necessary to break in the engine. Just fuel it up and fly it!

TD-1 is the ONLY model airplane on the market having a tough but light all metal wing with complete symmetrical air foil, which results in assured high lift characteristics! This strong handsome wing will not warp, twist, or in any way lose its flying characteristics. The body is of high impact plastic and the cockpit canopy of clear, anti-glare plastic of high quality.

TD-1 is easy to fly. You don't have to throw it or swing it up with body force! Just control it with slight motions of the control handle. It takes off the ground and flies on its own, gracefully and powerfully. It climbs straight up, stunts, flies upside down. When out of fuel, it glides to an easy landing.

TD-1 is built to last a long time. It will stand rough landings that would demolish most planes. And in case of damage, all parts are available to make it new again.

TD-1 is equipped with the Space Bug .049 engine, the finest Class 1/2A engine on the market. Accessories, and full instructions included.

Weight 10 oz.
Wingspread 24 1/2"
Length 18"
Wing Area . . 120 sq. in.
Horsepower 103

ME — WITH THIMBLE-DROME!

S R E A D Y - T O - F L Y G A S M O D E L S A C C E S S O R I E S

CAT. NO. 660




ACCESSORY KIT

Everything needed to fly your plane; battery excepted. Fuel, filler cap and hose, battery wires, glow plug clip, Skylon reel, flying lines, finguard.

Packaged in an attractive 3-color box

\$2.95

CAT. NO. 323



Free Flight CARBURETOR

Converts "Space Bug" for Free Flight use. Allows close up mounting of engine. New Multi-jet stabilizes operation.

ONLY **\$2.95**

CAT. NO. 325

Thimble-Drome FINGUARD

For that old modeler's complaint — modeler's finger! Worn like a ring, made of neoprene, to protect finger without interfering with feel of flipping prop over.

Only **25c**



CAT. NO. 321


Hot-Spot GLOW • PLUG

For use in engines other than Cox 1/2A (will not fit Thimble-Drome engines). Pure platinum filament, for more glow per plug! Each

65c



The Model Sport
for ALL Ages!



Ron Cox

THIMBLE•DROME

Miniature RACING CARS

The Model Sport
for ALL Ages!




Ron Cox

THIMBLE•DROME

Miniature RACING CARS


Roy Cox

THIMBLE



Champion
*303C

L. 9 5/8", W. 4 5/8", H. 3 5/8"



Doodle Bug
*303C-09

**BUILT FOR EASY START
... SAFE RACING**

Equipped with .099 displ. engine. 7 on 1/2 ounce Thimble-Drome fuel. 3 to 37 mph. No previous experience Easy for beginner to start and run. \$
*303CP-09 Chromium Plated.

**COMPLETE
WITH TETHER**

Shatter-proof die cast body. Baked-on hard enamel finish. Polished radiator grille. Chrome exhaust pipe. Polished disc wheels. Hand brake. Wobble pump. Non-skid rubber tires. Assorted colors and numbers. **\$3.95**


*303CP Beautifully chrome plated. . . . \$7.50

World's Smallest

*Sold under Fair Trade Act


Thimble-Drome ENGINES

Three Thimble-Drome engines. They all look alike, but they are completely different inside. Each built for a purpose. Each complete with a fuel tank. Extra heavy construction, large bearing areas, 75ST Dural connecting rod, one piece cylinder and crankcase construction, carbon steel cylinder liner, bored and finished to size. One piece hardened steel crankshaft, counterbalanced for smooth operation at high speed. Medium high compression for hot plug ignition. Built to take the beating and severe heat conditions to which race car engines are subject. Operate best on Thimble-Drome Fuel. H. 2 1/8" L. 3 7/8"



519 Displ. .199 cu. in. Wt. 4 oz. Bore .635 in. Stroke .625 in. High dome piston. Ground tubular steel piston pin. Two rings.

\$10.95



515 Displ. .15 cu. in. Wt. 4 oz. Bore .625 in. Stroke .500 in. High dome baffle piston. Two rings. Speeds in excess of 18,000 RPM.

\$9.95



509 Displ. .099 cu. in. Wt. 4 3/4 oz. Bore .500 in. Stroke .500 in. Machine cut hardened steel piston.

\$9.95

Engine Parts Price List included with each engine

Thimble-Drome FUEL

The very finest fuel for racing engines, either aircraft or automotive, that money can buy. Always use it in your Thimble-Drome engine. Catalog No. F.A.

per pint **75c**



Thimble-Drome Doodle Bug Kit

Contains everything necessary to start and run the car: Complete car, factory tested. Bridle, tether wire, center bearing, cord and handle for spin start, one pint Thimble-Drome fuel, filler hose, break-in oil, instructions, parts list, and battery clips and wires. Only one dry cell battery needed.

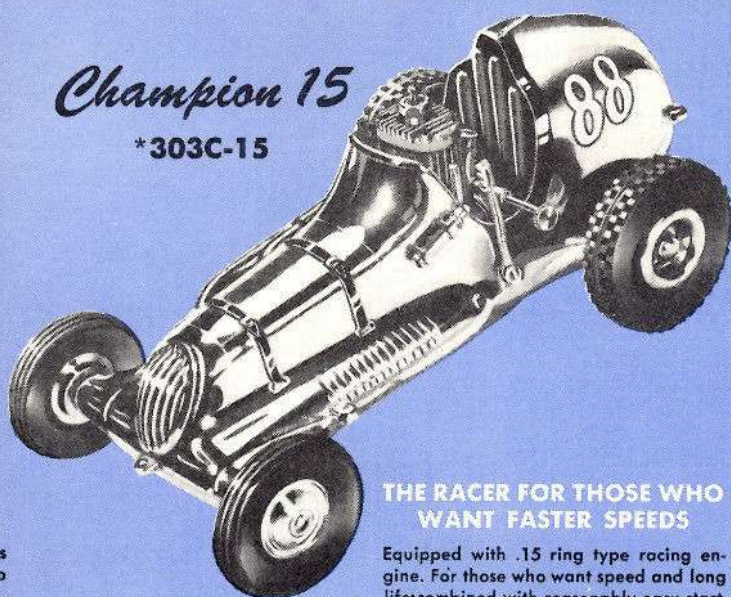
PRINTED IN U.S.A.

Get In On the Fastest Growing Sport in America

THIMBLE-DROME Racing Cars

Champion 15

*303C-15



THE RACER FOR THOSE WHO WANT FASTER SPEEDS

Equipped with .15 ring type racing engine. For those who want speed and long life combined with reasonably easy starting. A proven model. Speeds up to 64 mph. 1 1/2 miles on 1/2 oz. fuel.....

\$19.95

*303CP-15 Chromium Plated...\$23.50

Lightning Bug

*303C-199



FOR HIGH SPEED TRACK COMPETITION

A high speed track model for bringing home the trophies. The ultimate in fast miniatures. Equipped with .199 displ. engine and semi-pneumatic drive wheels. For the experienced hobbyist. Over 1 mile per tank of fuel.....

\$21.50

*303CP-199 Chromium Plated...\$25.00

High Speed Racing Cars... Realistic All-Metal Streamlined Beauties

THIMBLE-DROME ACCESSORIES

DRIVE UNITS



*501 1 1/4:1 Ratio. Gear Drive Unit recommended for THIMBLE-DROME .199 engines. Fully assembled. Die-cast housing. Special steel alloy tapered axles. Right and left-hand threads. Case hardened machine-cut steel gears. Hi-test bearings.....

\$3.95

*501A 2:1 Ratio. Gear Drive Unit recommended for .15 and .099 engines.....

\$3.95



*502 Special Pinion Gear to adapt "Arden" engines to THIMBLE-DROME Gear Drive Unit...\$1.00

*503 Drive shaft to transmit power to axle of 501 rear end. For miscellaneous use. No instructions furnished....

\$1.95



*507 Combination fly wheel and universal joint for coupling any engine with 1/4" shaft to the 501 rear end unit. Especially designed for better and faster class "A" racing.....

\$2.50

408 Bridle, cord, and handle for hand operation only.....

35c

409 Bridle only for use with power cars only.....

15c

425 Spin-Start wheel, cord, and handle. Start your car like starting an outboard.

\$1.00



426 Machined Steel Center Bearing with screw and anchor for concrete....

\$1.00

*Sold under Fair Trade Act

TIRES ONLY

210-1 3/4" Rib Tread Tire.....

15c

410-2" Rib Tread Tire.....

15c

411-2 1/4" Stud Tread Tire for Thimble-Drome toy.....

20c

412-2 1/4" Stud Tread Tire for Thimble Drome power cars.....

25c

413-2 3/8" Rib Tread Semi Pneumatic Tire.....

35c



WHEELS ONLY, LESS TIRE

416 (wheel as in 402)—Aluminum machined disc wheel 1".....

15c

417 (wheel as in 403)—Aluminum machined disc wheel 1 1/8".....

20c

418 (wheel as in 415)—Two piece wheel to fit 501 gear unit.....

25c

TIRES AND WHEELS

201—Aluminum disc wheel with 1 3/4" rib tread tire.....

30c

402—Aluminum disc wheel with 2" rib tread tire.....

30c

403—Aluminum disc wheel with 2 1/4" stud tread tire.....

40c

415—Two piece wheel and stud tread tire to fit rear of all Thimble-Drome power cars and 501 drive unit.....

50c

414—Two piece wheel and semi pneumatic tire to fit all Thimble-Drome power cars and drive units.....

60c



AXLES AND ASSEMBLIES

419—Front axle for Thimble-Drome car.....

12c

420—Rear axle for Thimble-Drome car (toy).....


12c

421—Front axle with two wheels and 2" rib tread tires.....

75c

422—Rear axle with two wheels and stud tread tires.....

95c




Packed in carton suitable for shipping.

Doodle Bug Kit


.....\$23.50

Chromium Plated...\$27.00

TD-3



TD-1




 Get **READY-TO-FLY** with
 **Thimble-Drome!**

ENGINES... FUELS... HANDY REELS... READY-TO-FLY PLANES... ACCESSORIES

L. M. COX

MANUFACTURING CO., INC.


Santa Ana,
California



Presenting the *FIRST* model racer with miniaturized ***BIG CAR ENGINEERING***

Super detailed scale model of the

MERCEDES-BENZ W-196 *Grand Prix winner*



Endurance tested for 500 miles

Thimble-Drome GRAND PRIX RACER

LOADED WITH "NEVER-BEFORE" FEATURES!

Scaled from actual blueprints of MERCEDES-BENZ W196 . . . Winner of five out of six Grand Prix events. Overall Length: 13.750 in. . . Wheelbase: 7.750 in.

- 1 Adjustable muffler for quiet neighborhood operation or rip roaring race track performance.
- 2 Completely enclosed "Under-the-hood" engine.
- 3 Forced air cooling—The engine will not burn up from racing idle.
- 4 Counterbalancing flywheel for smooth operation, easy starting, good dig out, slow putting around.
- 5 Specially designed double U-joint driveshaft, coupling Front-end Engine to 2-wheel Rear Drive.
- 6 Precision enclosed bevel gear rear end drive—3.07:1 gear ratio.
- 7 Automotive type individual spring suspension on all wheels—hugs the ground better at high speeds.
- 8 No trick starters to give trouble. A turn of the rear wheel spins the engine over several times.
- 9 Life-like full-figure plastic driver included for assembling and positioning in cockpit for added realism.
- 10 Realistic "Lift-up Hood" for fueling, starting, etc.
- 11 Authentically treaded tires.
- 12 Chrome wheel and spokes, knock-off type hub caps, twin rear-view mirrors, windscreen supports, exhaust pipes, steering wheel spokes, windscoop.

Remember the famous Thimble-Drome race cars of 1947-50—realistic road-hugging performance and instant saleability? This brand new 1961 Thimble-Drome Grand Prix racer is as far advanced over the earlier ones as are rockets over muskets! Its easy-starting, roaring power is unequalled in its class. Its scale model beauty is irresistably appealing—sure to attract race car fans of ALL ages. It is easier to take apart—reassemble—maintain—start—run—and SELL.

* * * * *

This scale model of the Mercedes-Benz W196 Grand Prix racer breaks another barrier—the neighborhood resistance barrier to powered models. Its adjustable muffler can be set for quiet neighborhood operation, thereby increasing your potential volume many times. It can also be opened up to get full throttle roar and power, at amazing speeds.

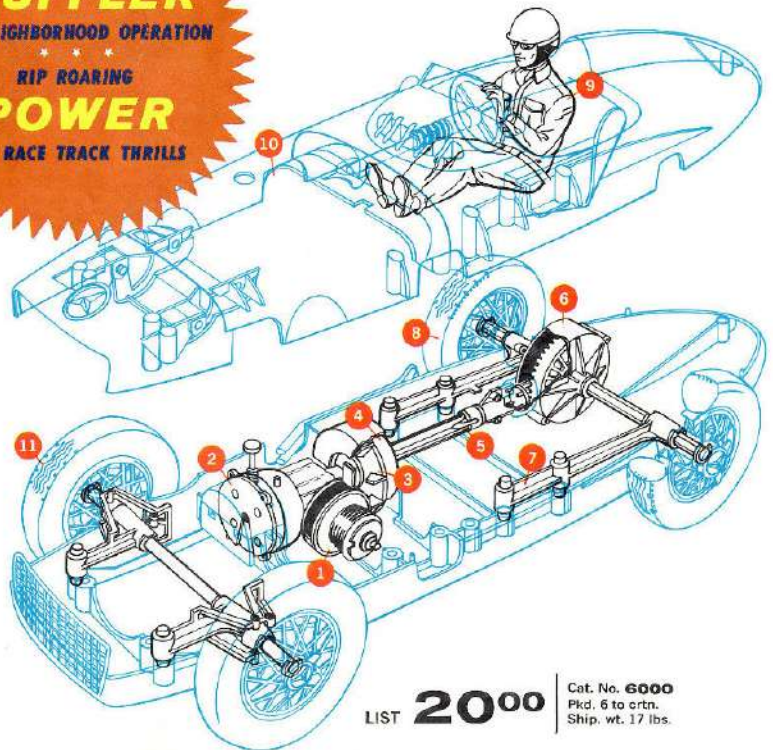
* * * * *

Thimble-Drome Engineering, research and endless hours of testing and trial, has made possible the use of new **fabulous** materials and processes only recently discovered resulting in a **much better** car with many features that, if produced in the usual manner, would have cost twice as much.

* * * * *

The all-new Grand Prix is a race car **EVERYBODY** will want . . . **ANYBODY** can operate . . . and — most important of all — that can be sold to run **EVERYWHERE!**

ADJUSTABLE
MUFFLER
FOR NEIGHBORHOOD OPERATION
* * *
RIP ROARING
POWER
FOR RACE TRACK THRILLS



LIST **20⁰⁰**

Cat. No. **6000**
Pkd. 6 to crtn.
Ship. wt. 17 lbs.



THE **2** MOST
REALISTIC

Comanche *The World's First*
.15 Class Plastic Plane, with custom quality unap-
proached in powered models. Reach out for the big, wait-
ing, adult market, and even bigger hobby gift market with the
matchless COMANCHE. Authentic down to pin-point-size rivet
heads, the COMANCHE presents no price problem once its
perfection and superb detail are seen and examined. It is BIG

in size, beauty, and value with performance closest to a real airplane of any ready-to-fly model. It flies on lines up to 60 ft., performs maneuvers on lines up to 50 ft. Powered with the Thimble-Drome SPORTSMAN .15, the COMANCHE is BIG in retailer profits, too—2½ TIMES that of average powered model sale!

Cat. No. 5600 Pkd. 6 to crtn. Ship. wt. 40 lbs.

List / \$ **25**

**AUTHENTIC
DESIGN
AND
APPEAL!**

PT-19 *Flight Trainer*

Another *Thimble-Drome* exclusive contribution to the advancement of model flying. Now with fully formed fuselage and student and instructor figures, the FLIGHT TRAINER's unique rubber band assembly takes hesitation out of model buying, because it takes the risk out of powered model flying.

On even the roughest impact the model merely SEPARATES, to be reassembled in seconds. Its new improved design gives the raw beginner the finest model performance in Class 1/2 A—bar none—along with progressive control sensitivity from first flight to primary maneuvers. Sell it to the popular price gift seeker and to every BEGINNER, junior or adult.

Cat. No. 5700 Pkd. 12 to crtn. Ship. wt. 35 lbs. List **/ \$10**



Shock-Absorbing Rubber Nose Spinner

Dubl-Tuf NYLON Prop

Big 22" Wingspan

Dacron Lines & Handle





Proven sellers
with the
Thimble-Drome
feel of
REAL FLYING

Super Cub 150

A superbly performing modified model of the very popular PA-18 Piper Cub. Mark this for peak sales. Advanced flying characteristics—budget price! SUPER CUB 150 replaces the phenomenally successful Super Cub 105. Its new packaging, new color scheme, new engine mounting, new wing flaps, and new

plastic reinforcement make it an even more airworthy, more appealing model, with **proven performance**. Both experienced fliers and beginners who need flight stability will find their requirements met by the realistic, trim SUPER CUB 150. We suggest you spread the word among your sales people—it's a sure winner!

Cat. No. 5200 Pkd. 12 to crtn. Ship. Wt. 16 lbs.

List / \$8

Super Sabre F-100 *Jet-design beauty at lowest cost!* Scale model of the rocket-fast plane that first broke the sound barrier. Gleaming white with dramatic red striping on the wings and U. S. Air Force insignia on fuselage. Powered with the .020 PEE WEE, with a piston dia. no larger than a pencil eraser, that operates at 19,000-22,000 RPM and is capable of powering many 1/2 A planes!

Cat. No. 5400 Pkd. 12 to crtn. Ship. wt. 13 lbs.


List **/\$7**

"Li'l Stinker" *World's smallest biplane.* This rough, tough little flier will fly and do aerobatic maneuvers in the customer's backyard! Its Thimble-Drome realism, including such rich details as landing gear skirts, carry maximum appeal in miniature scale! LI'L STINKER with its powerful Pee Wee .020 engine is another Thimble-Drome non-duplicating original that is daily expanding the market for power models.

Cat. No. 5300 Pkd. 12 to crtn. Ship. wt. 12 lbs.

List **/\$9**





Zigs, zags, spins and spills. Free-running or tether. 12" high-impact plastic body. Aluminum chassis and wheels. Babe Bee .049 engine. Dubl-Tuf nylon prop.

Cat. No. 900
Pkd. 12 to crtn. **/\$10**
Ship. wt. 23 lbs.

POWERED
with the
ENGINES
that power
the
CHAMPIONS

PROP-ROD

Sure fire seller to the speed-loving adult and future Indianapolis race driver.

WATER WIZARD

Authentic step hydro design and fittings that appeal to every speed boat fan.



Fast, slam-bang action on the water! Free-running or tether. Hi-impact plastic. 15" long—8½" beam. Babe Bee .049 engine. Dubl-Tuf nylon prop.

Cat. No. 5000
Pkd. 12 to crtn. **/\$10**
Ship. wt. 17 lbs.

BUILD BIGGER SALES WITH THE

Babe Bee .049 Engine

For free flight or control line flying. Instant starting, powerful action, outstanding T-D features—rear needle valve, integral tank-carburetor, no outside fuel lines, right or left rotation—all combined in the world's best selling 1/2A engine!

LIST **3⁹⁸**

Cat. No. **350**
Packed 6 to card
36 (6 cards) to crtn.
Ship. wt. approx. 7 lbs.

The amazing Pee Wee .020

Less than half the size of .049 engines, yet with so much power and "go" that it will fly most 1/2A planes. Develops maximum power at 19,000 R. P. M., but does practical work right up to 22,000! Free Flyers, too, have discovered that its exceptionally light weight—only 21 grams—helps planes turn in longer flights, after PEE WEE'S sensational power gets them up in the thermals right now.

LIST **3⁹⁸**

Cat. No. **100**
Packed 6 to card
36 (6 cards) to crtn.
Ship. wt. approx. 4 lbs.

RR1 .049 Engine

A flush-mounting REAR ROTARY VALVE engine delivering very high, stutter-free 1/2A power on an extremely flat peak power curve. WILL NOT RUN BACKWARDS! Features: Integral tank-carburetor, no outside fuel lines, cylinder position adaptable to up or down position, fuel pick-up adjustable for right or left hand control, rear top needle valve. Wrench and prop incl.

LIST **5⁹⁸**

Cat. No. **390**
Packed 24 to crtn.
Ship. wt. 6 lbs.

Golden Bee .049 Engine

Golden anodized 24-carat quality and performance in an economical engine that starts quick, gives better than average 1/2A power. Over-size stunt tank for longer runs plus all the famous features that have made "Powered by Thimble-Drome" the symbol of performance and dependability. Integral tank-carburetor, no outside fuel lines, rear needle valve, etc.

LIST **4⁹⁸**

Cat. No. **120**
Packed 6 to card
24 (4 cards) to crtn.
Ship. wt. approx. 5 lbs.

ENGINE DISPLACEMENT CHART

Engine	Cubic Inches	Cu. Centimeters
TEE DEE	.15	2.449
TEE DEE	.049	.819
TEE DEE	.020	.327
TEE DEE	.010	.163
PEE WEE	.020	.327
BABE BEE	.049	.819
GOLDEN BEE	.049	.819
RR-1	.049	.819
SPACE HOPPER	.049	.819
OLYMPIC	.15	2.449
SPORTSMAN	.15	2.449

Sportsman .15

Just what the name implies. A dependable and steady engine that performs smoothly in 4-cycle or 2-cycle operation. Entire crankcase made of a super bearing-alloy which assures lasting main bearing life.

LIST **7⁹⁸**

Cat. No. **110**
Packed 24 to crtn.
Ship. wt. approx. 12 lbs.

Use these **PROFIT MAKING** *Thimble-Drome* **SELLING AIDS**

They're available — they're free

Permanent merchandising unit
with props under bubble pack
for easy selection,
dust-proof protection.
Supplied with Assortment
#800



Die-cut, compact display for
Super Sabre and Li'l Stinker.
Measures 8" x 8" x 24" high.
Free on request.
Ask for Cat. No. 805



The thrills of powered model flying
are daily demonstrated to millions
in Thimble-Drome's Flying Circle
at world-famous Disneyland.

TIE-IN WITH
Thimble-Drome
DOMINANT ADVERTISING
FOR
BIGGER PROFITS
IN 1961



Cat. No. 58 unit includes
made-up Display Model, color-
ful stand, window banners and
3 Curtiss Pusher Kits.



Eye-catching "mobile display"
for planes. Use as counter
stand, wall or ceiling hanger.
Sturdy metal with easy-to-
attach plane hangers.



Striking window banners for
in-store promotion . . .
attractive, colorful folders
and mailing cards . . .
newspaper ad mats . . .
All yours for the asking!



Again this year, Thimble-Drome will be your
best advertised, best promoted powered
model line in leading national magazines
covering the Toy, Hobby, Youth, Mechanics,
and General Consumer fields!



L. M. COX MANUFACTURING CO., INC. • BOX 476, SANTA ANA, CALIFORNIA



Water Wizard

No. A50 List **995**
Pkd. 12 to carton. Wt. 25 lbs.

*Talk about speed!
Talk about action!
This hydro goes anywhere!
Does anything!*



Fast, furious and fantastic action... straight-away runs and thrill-a-minute turns... the fabulous WATER WIZARD is loaded with git-up-and-go! Racing streamlining, dynamic styling, brilliantly colored, made of tough and sturdy hi-impact plastic. Water-tight compartment for perfect buoyancy. Equipped with instant-starting Thimble-Drome engine — the champion of them all — and unbreakable spring self-starter. Where space is limited, the WATER WIZARD may be tether controlled. FULLY ASSEMBLED — worth ten times its price in sheer sport and excitement!

COX

Thimble-Drome

*Planes that
really fly*

*Boats & Cars that
really go places*

*Engines that
really start*

*Revolutionary! Now anyone can learn to fly a
model plane... better... quicker... economically*

The first DUAL plane — a **trainer** for the beginner, a stunt flyer for the experienced. Large wing area with slow speed and high lift foil gives the beginner **easier** flight control, **more** time for guiding the plane into smooth landings. In the event of crash, unique rubber band assembly (no glue, no screws) permits parts to **separate** without breaking! Reassembles in **seconds**!


Exclusive! The engine mount on this radical Flight Trainer is **adjustable** — permitting propeller thrust **adjustment** to the individual flyer's experience. Adjusted to **down** thrust, the plane flies with extreme stability, responds to controls **slowly**. With **less** down thrust, controls become more sensitive. With straight ahead or slight up thrust, the plane will perform simple wingovers, loops, dives, etc. Elevator control also adjustable for sensitivity. Made of almost indestructible plastic. Smart design, sharp colors and trim... by far the **most** plane-for-the-money **ever** offered!

new TD-4 Flight Trainer

No. B51 List **795**
Pkd. 12 to carton. Wt. 20 lbs.



*Large 21½" wing span!
*109 sq. in. wing area!
*Shock-absorbing rubber nose spinner!



*With checkerboard color pattern,
the symbol of daring, excitement, a thrill-a-minute!*

Smartest looking ship on any field...so symbolic of the daring old-time Flying Circus performers. The blue ribbon leader, by any standards, among ready-built planes for flying and stunt. Exceptionally light for its wing area and power...yet built to withstand great punishment. With exclusive fully formed air cell wing for true flight characteristics. Will fly fast or slow...no tedious break-in...quick-start engine equipped with unbreakable spring-action self-starter.


FULLY ASSEMBLED—ready to go. Brilliant 2-color pattern in authentic barn-storming Air Circus tradition. Wingspan 17".

**TD-3
Flying
Circus**
No. 602 List **9⁹⁵**
Pkd. 12 to carton. Wt. 30 lb.




It zips! It zags! It spins! It speeds!

It's unpredictable...a new kind of fun, a new thrill in powered models. Amazingly versatile...laughs...excitement...something different every time you run it. Just start it up and turn it loose! Or run it on a tether if you please. A full 12" long, with aluminum frame, double-tough plastic body finished with new racing checker pattern, machined aluminum wheels. With quick-start engine, unbreakable spring-action self-starter. FULLY ASSEMBLED, ready to go!



**Prop
Rod**
No. 900 List **9⁹⁵**
Pkd. 12 to carton. Wt. 20 lbs.



*World's most beautiful model plane!
EXCLUSIVE All-Aluminum air-cell wing!*

For those who want the finest, who can afford the best, and who insist on top performance and true flight characteristics, here is the queen of them all...the TD-1 with genuine ALL-ALUMINUM air-cell wings. Equipped with the instant-starting Space Bug engine...Winner and champion again and again. Huge 24½" wingspan, with 120 sq. in. wing area; 18" lgh., wt. 10 oz. Fuselage of tough hi-impact plastic. Packed in elegant gift box.

TD-1
No. 400 List **19⁹⁵**
Pkd. 6 to cart. Wt. 25 lbs.

Babe Bee

No. 350 List **3⁹⁵**
Pkd. 36 to carton. Wt. 7 lb.



Big! Big! BIGGEST \$3.95
engine value ever offered!

Only from the famous Thimble-Drome laboratories would you expect to get this split-hair-precision engineered unit, with instant starting, powerful action. PLUS right or left hand rotation, and cylinder adapted for upright, inverted, right or left positioning.

Featuring: All-metal tank and carburetor unit; rear top needle valve; no outside fuel lines ... easy connection to timer or special tank. No holes needed in fire wall. Inside fuel line may be placed in proper position to pick up fuel for right or left hand control flying or from bottom of tank for free flight. Radial mounting.

Space Bug Jr. (.049)

No. 370 List **4⁹⁵**
Assorted 36 mixed pack permissible with *


Most popular 1/2A engine on the market today!

Unsurpassed by any .049 engine in the world for easy starting, dependable running! Needs no break-in—just flip it over to start—then fly on the first tank of fuel! Average 1/2A power. Approx. 14,500 RPM. Needle valve safely mounted away from prop and exhaust. No better value anywhere at this sensationally low price.



Space Bug (.049)

No. 349 List **6⁹⁵**
Assorted 36 mixed pack permissible with *



The engine other .049 engines are compared to!

Again improved and more-than-ever **unchallenged** in instant, easy starting, performance, and .049 power. No break-in required. Ready-to-fly! Designed for upright, inverted, right or left cylinder position. Radial mount. Needle valve safely away from prop and hot exhaust. Propeller and air filter included. Simple to operate, work on, and care for. Complete with prop and wrench.

Holds more performance records than ALL other 1/2A engines combined

Multi-jet carburetor assures maximum performance and smoothness under varying flight conditions. Even bench-mounted, will attain 18,000 rpm with a 6-inch, 3-pitch prop, 22,000 rpm with a 5-inch prop. Still faster in the air!

All Engines—radial mount, rear needle valve for safety.



Thermal Hopper

No. 360 List **6⁹⁵**
Assorted 36 mixed pack permissible with *

Heat Balanced Glow Fuel Racing Fuel



Glow Fuel

No. 500 Pt. List 95¢.
Packed 12 to carton. Weight 15 lbs.
No. 500 1/2 1/2 pt. List 50¢
Packed 24 to carton. Weight 15 lbs.

Racing Fuel

No. 510 Pt. List \$1.10
Packed 12 to carton. Weight 15 lbs.
No. 510 1/2 1/2 pt. List 60¢
Packed 24 to carton. Weight 15 lbs.

Thimble-Drome Glow Fuel fills every need for the every day sport and stunt flyer. Outperforms many so-called "racing" fuels. Heat-balanced to withstand high speeds.

Thimble-Drome Racing Fuel is jet fast! For modelers who want really TOP performance from their 1/2A engines, this is it. Hottest fuel at ANY price.

*Space Bug Jr., Space Bug, and Thermal Hopper assortment only. Wt. 15 lbs.

Accessory Kits

Everything needed for powered model operation except battery.



AIRPLANE ACCESSORY KIT

Contains: Glow Fuel, filler cap with stainless steel strainer and hose, battery wires, glow plug clip, skylon reel, flying lines, and finguard.

No. 660 List \$2.95

Pckd. 24 to carton. Wt. 23 lbs.



AUTO ACCESSORY KIT

Contains: Glow Fuel, filler cap with stainless steel strainer and hose, battery wires, glow plug clip, and finguard, bridge, center post, cable.

No. 960 List \$1.95

Pckd. 24 to carton. Wt. 24 lbs.



BOAT ACCESSORY KIT

Contains: Glow Fuel, filler cap with stainless steel strainer and hose, battery wires, glow plug clip, hydro handle, tether lines, bridge, wrench, and finguard.

No. A60 List \$1.75

Pckd. 24 to carton. Wt. 18 lbs.

FINGUARD



Worn like a ring. Made of Neoprene to protect finger without interfering with the "feel" of flipping the prop over. Can be worn on thumb to carve against.

No. 325 List 25c

Pckd. 24 to counter card

Control Line Reels

HANDY REEL Light but strong low cost reel, making it possible for modelers to afford a separate reel for each size of line used. Takes any size flying wire, stranded or solid. Sturdy two-color plastic handle. A handsome accessory. No. 701 List \$2.95

Pckd. 24 to carton. Wt. 11 lbs.



SKYLON 1/2A REEL Designed for Dacron lines, 1/2A jobs. Flip of a knob winds in both lines. Positive lock. Disassembles in five seconds. High impact plastic in attractive two-color combinations. No. 705 List \$1.49

Pckd. 36 to carton. Wt. 7 lbs.

FLYWHEEL and SPECIAL NUT

To adapt Thimble-Drome engines to boats. Deep drive splines on nut engage perfectly with plastic tubing which is used for universal joint. Absolutely no 1/2A engine will drive your boat faster than a Thimble-Drome engine.


No. 330 List 50c



TRAINING AID KIT

Protect your plane. Learn to fly on your first try. Rubber spinner cushions impact if plane lands on nose. Stabilizing weight in front makes plane easier to control while learning. Aluminum disk slows speed permitting plane to be flown on short 12-15 foot lines while learning.

No. 335 List 50c



THERMAL HOPPER MOUNTING

For those who want a flush-mounted Thermal Hopper with no holes in the fire-wall. Only 3 screws (no nuts required) to install, remove, or change your engine in a jiffy. Carburetor unit is caged in, but easily accessible. All aluminum, very light, machined in one piece from the solid bar. A must for free fliers.

No. 331 List 75c



THERMAL HOPPER 2-SPEED CONTROL

Double needle valve carburetor unit slips on in place of regular needle valve unit. Just unscrew venturi nut and change units. Replace venturi unit and the job is done. A must for 1/2A radio control.

No. 327 List \$1.95



HOT SPOT GLOW PLUG



More glow per plug. For use in engines other than Cox. (Will not fit in Thimble-Drome glow head engines.) Pure platinum filament.

No. 321 List 65c

Pckd. 6 to strip

THIMBLE-DROME GLOW HEAD



Replaceable head for all Thimble-Drome engines. Combines glow plug and cylinder head fins. Will not fit other engines. No. 302 for 1955 TD engines and earlier.

List 65c No. 302A for 1956 TD engines and later.

List 65c Pckd. 6 to strip

FREE FLIGHT CARBURETOR



Converts SPACE BUG engine for owners wishing to use it for free flight. Permits close-up mounting. Multi-jet carburetor delivers exceptional smoothness.

No. 323 List \$2.95

L. M. COX

MANUFACTURING CO., INC.

Box 476, Santa Ana, California

IT ISN'T "AS GOOD AS COX" UNLESS IT IS A COX

Thimble-Drome

Miniature Racing Line for 1952

THIMBLE-DROME racing is the most exciting, thrill-packed sport in the hobby field. And with the THIMBLE-DROME .045 line it is also the least expensive—safest hobby that can be enjoyed anywhere—driveway, sidewalk, garage, on as little as six feet of smooth surface.



Build yourself a backyard 3 lane rail track designed exclusively for your .045 Thimble-Drome racer. Oval 8' x 12' wood and masonite construction—race 3 cars. Full scale layout plans and instructions. Rail adaptors (set of 3)

151 — PLANS **\$2.00** set
150 — ADAPTORS \$1.50 set



IT'S O.K.
TO RUN
ANYWHERE

THIMBLE-DROME O-FORTY-FIVE *Ready-to-Run* KIT

Everything necessary to join the fun of America's fastest growing sport—completely assembled .045 Special with all operating paraphernalia*—steel cable, center post, battery clip—even fuel. For the advanced racing fan or beginner—with a few minutes coaching a child of 8 can run it—the .045 Special has a built-in manually operated muffler for approved city operation or open it up for plenty of real "bark" in the country. Beautifully packaged—an ideal gift.

*Except dry cell for starting

K-45 Baked enamel **\$16.95**
KP-45 Chrome plated 19.50



O-45 *Special*

Wheelbase
4 3/8"
L 8 1/2" H 3 1/4"
Wt. 11 oz.

.045 Power Pack and wheels, not mounted—assemble in 2 minutes without special tools. Creeps along at 6 mph or whistles around at 35 with all the thrills of 60 or better. It's safe fast fun for the whole family!

S-45 Baked enamel **\$13.95**
SP-45 Chrome plated **\$16.50**

Built in muffling system for quiet neighborhood operation. Switches from "purr" to "roar" at will.

PARTS AND ACCESSORIES



GLOW PLUG

321—Recommended especially for all 1/2 A engines. Genuine platinum filament.

EACH 65c



CENTER BEARING

426—Machined steel base, aluminum pylon wheel.

\$1.00

THIMBLE-DROME FUEL

Not magic, but the very finest fuel for miniature racing engines—aircraft, automotive, or marine—that money can buy. Methanol base—gum free.

PINT 90c

CABLE

431—18 feet stranded stainless steel cable, made up

60c

137—6 feet stranded stainless steel cable, made up 35c

PRINTED IN U.S.A.

L. M. COX MFG. CO., INC.
WORLD'S LARGEST MANUFACTURERS OF
MINIATURE RACING CARS

At Hobby Dealers Everywhere

Roy Cox
WORLD FAMOUS

Thimble-Drome

PRODUCTS

ANNOUNCING new additions to the THIMBLE-DROME line of model-hobby and sports equipment. Quality and performance guaranteed by the makers of Thimble-Drome Racing Cars, pioneers in model racing car development.

THIMBLE-DROME

takes to the Air!



WITH...

SPACE-BUG

OUT OF THIS WORLD IN PICK-UP AND POWER!

The First REALLY DIFFERENT Engine Since the Glow Plug Was Introduced
FEATURES

- Speeds that will exceed the modeler's wildest hopes.
- REALLY easy starting... yes, even when brand new.
- Power to stunt ships that most .049's will barely fly!
- Generous sized stunt tank. Engine mounts with cylinder in up, down, right or left position. No rubber hose or external fuel lines.
- Needle valve removed from exhaust and propeller... cool, safe to adjust. Quick and easy to take apart and reassemble. Rugged construction requires only reasonable caution.


.049

\$695

Incl. Prop

Cat. No. 349

THIMBLE-DROME PEDAL-PUTTER



PUT - PUT - PUT

All aluminum (except internal parts). Bright rich looking—adds to appearance of any bicycle. Easily installed in a couple of minutes by any boy. Percussion sound head gives deep mellow tone—sounds exactly like English 2 cycle motorcycle. Shift lever to eliminate sound.



ONLY
\$249

Cat. No. 720

Large motorcycle engine cutouts to paste up and mount in frame of bicycle are furnished with each unit.

THIMBLE-DROME HANDY REEL

A light, strong, practical LOW COST reel that makes it possible for the modeler to have a separate reel for each size of line used.

Takes any size flying wire, either stranded or solid.

Beautiful two color plastic control handle, with a separate spool for each line. Holds up to 200 feet or even more of small sizes on each spool. To use, simply, snap the dogs back—pull out lines to desired radius—adjust lengths desired to handle position—and reset dogs, which positively lock spools. If line breaks or kinks, merely cut it off and pull out some more and resume flying.

Cat. No. 701

only **\$2.95**



L. M. COX MFG. CO., INC.

WORLD'S LARGEST MANUFACTURERS OF
MINIATURE RACING CARS

At Hobby Dealers Everywhere

Roy Cox

THIMBLE-DROME

Race Cars

THE CHAMPION '15 THIMBLE-DROME IS IN A CLASS BY ITSELF

Sure racing performance, wide speed range, safe handling characteristics and a complete powered unit ready to go—from the park to the track!



303-G-15

All the features of the THIMBLE-DROME CAR CONSTRUCTION, plus high speed engine, gear drive, hi-speed wheels and hot plug—packaged in a factory assembled, factory tested condition ready to run. Assorted colors and numbers. Length: 9 $\frac{5}{8}$ ". Width: 4 $\frac{5}{8}$ ". Height: 3 $\frac{3}{8}$ ". Weight each: 1 lb. 12 oz. Dozen: 28 lbs. Shipping weight.

LIST

\$19⁹⁵

Build your own prototype, if you wish—for only

\$15⁶⁵



#515 Engine \$9.95
#501 Gear Drive.... 3.95
2 #415 Hi-Speed wheels & tires.... 1.00
#504 Front Wheel & Axle Assembly75

LIST **\$3⁹⁵**

No. 515 THIMBLE-DROME RACE CAR ENGINE

Specifications:


Displacement, .15 cu. in., Weight, 4 ozs.
Bore, .625 in., Height, 2-15/16"
Stroke, .500 in., Length, 3/8"



LIST **\$9⁹⁵**

Two-Port, 2-cycle, rotary admission valve.

High dome baffle piston. Two true-circle piston rings. Precision ground tubular steel piston pin. Conn rod of 24 st dural, bronze bushings at each end. One-piece cylinder and crankcase construction. Carbon steel cylinder liner, ground and superfinished to size. One piece hardened steel crankshaft, counterbalanced for smooth operation at high speeds. Extra heavy construction, with large bearing areas, medium high compression, and proper timing for hot plug ignition and long life under the beating to which a race car motor is subject. Operates on any good hot plug fuel, or mix your own (methanol and castor oil). Instructions with engine. Fuel capacity for more than 1 mile run.



No. 413 Semi-pneumatic Hi-Speed Tires... **35c**
No. 412 Hi-Speed Tire-Stud Tread **25c**

No. 409 Bridle only—Power control **15c**



No. 503 Special Drive-shaft adapter for other engines..... **\$1.95**



No. 502 Special pinion Gear to adapt "Arden" Engines **\$1.00**



No. 501 Gear Drive unit for THIMBLE-DROME engines. Fully assembled. Die-cast housing. Special steel alloy tapered axles. Right and left-hand threads. Case hardened, machine cut steel gears. 1 $\frac{3}{4}$:1 ratio. Hi-test bearings.



L.M. COX MFG. CO.

FACTORY:
730 Poinsettia Ave., Santa Ana, Calif.

SALES OFFICE: 3757 Wilshire Blvd., Los Angeles 5, Calif.

Roy Cox

THIMBLE-DROME

Race Cars

ALL-METAL SCALE MODELS — STREAMLINED BEAUTIES

The Racers that have stormed all sections of the Miniature Race Car World. Noted for detail accuracy, all-around realism

303-C CHAMPION

Polished radiator grille. Chrome exhaust pipe. Hand brake. Wobble pump. Polished disc wheels. Non-skid rubber tires. Assorted solid or contrasting colors and assorted numbers. Shatter-proof die cast body. Baked-on hard enamel finish. Individually boxed.

LIST **\$3.95**



Model 303-C

WHIP 'EM AT HIGH SPEEDS

—Control Five or Six Racers at a Time

Length: 9 7/8". Width: 4 3/8". Height: 3 3/8".

Weight ea. 1 lb. 4 oz. Dozen—19 lbs. Shipping Wt.


Sold Under Fair Trade Act



303-CT CHAMPION

Tether model. Same specifications as 303-C CHAMPION. Plus bridle, handle and 15 feet of control line. Individually boxed.

LIST **\$4.30**



Model 303-CT

ACCESSORIES

No. 404 Wobble Pump	20c
No. 405 Hand Brake	20c
No. 406 Radiator Grille	30c
No. 407 Exhaust Pipe	40c
No. 408 Bridle and attachments—manual	35c
No. 402 Disc Wheel—2" Rib Tread Tire	30c
No. 403 Disc Wheel—2 1/4" Stud Tread Tire	40c
No. 410 tire only	15c
No. 411 tire only	20c

Production-Line Technique insures highest quality of product at astonishingly low cost. Tops in the precision building of Racing Cars.



L. M. COX MFG. CO.



FACTORY:
730 Poinsettia Ave. Santa Ana, Calif.

SALES OFFICE: 3757 Wilshire Blvd., Los Angeles 5, Calif.