



The recently re-designed Fuji range of model engines now represent excellent value for money for the sport flyer, and are featured as a power unit in many Aero-Flyte kit designs.



099 S




15 IV

MAX-25R/C




MAX-40R/C



*O.S.*

The Ogawa Model Manufacturing Co. are continually improving their fine model engine range to the point that it now represents the "state of the art" in model engine design.

MAX-60FSR



# AERO FLYTE

THE GREATEST NAME IN MODEL KITS

Distributed by

AERO-FLYTE PRODUCTS PTY. LTD.,  
PANORAMA  
ADELAIDE, STH. AUSTRALIA



# RADIO CONTROL

With the continual improvement in equipment and kit designs, Radio Control model aircraft flying as a recreational sport is now able to offer a virtually trouble-free, challenging, but satisfying activity for the would-be modeller. Aero-Flyte kits and Sanwa radio systems offer a superior combination which gives value for money, advanced performance, and a variety of selections to cater for the beginner, the expert, or for any level in between.

**154 TRIDENT**  
2050 mm span R/C sailplane - high performance for thermal or slope work - poly or dihedral wing can be built. An excellent first R/C model.

**122 INVADER MK. II**  
Advanced design 1400 mm span high wing R/C sports flyer for .29 to .35 engines.

**125 JUPITER**  
The perfect beginner's radio trainer. Robust yet easy to build. Flight characteristics: Stability with good performance - 1200 mm span for .15 to .25 engines.


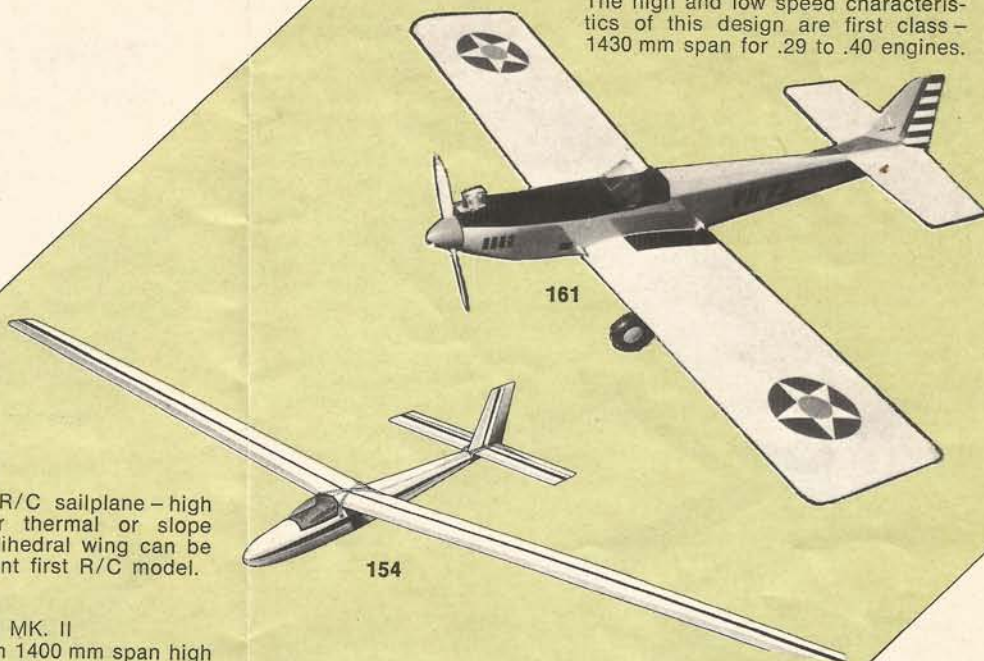
**124 HUSTLER**  
1500 mm wing span radio sports trainer model for .29 to .40 c.i. engines - 3 ch. radio. Excellent flight performance.

- The Sanwa Corporation is one of the world's largest manufacturers of electronic components and for many years have supplied components to most R/C manufacturers.

- After 10 years research and development Sanwa have produced their own R/C unit, every item of which from servo gears to transmitter case has been fully designed and tested by Sanwa resulting in one of the most technically developed R/C systems ever produced.

- The Sanwa Corporation has combined with Aero-Flyte to bring this range of outstanding equipment to Australian modellers at competitive prices, backed up by full service facilities. A complete range of special purpose servos, spare parts and accessories are available.


**161 GEMINI**  
The best value sports multi-model on the market, with a performance to match its value - excellent all round. The high and low speed characteristics of this design are first class - 1430 mm span for .29 to .40 engines.





# CONTROL LINE MODELS

160




**160 VON BARON:** A biplane .049 c.i. 1/2 A trainer kit (for radial tank engines) — performs and looks like the real thing.

**157 HUMMBUG:** A fun trainer for all .049 c.i. radial tank engines— simple, rugged and easy to fly.

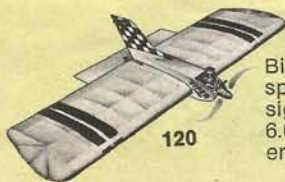


157



121


**121 AVENGER**  
The ultimate in stunt control line models. 1350 mm wingspan for 3.5 cc - 6.0 cc (.19 c.i. - .35 c.i.) engines.



120

**120 VIPER**  
Big 1000 mm wingspan, hot combat design for all 3.5 cc - 6.0 cc (.19 c.i. - .35 c.i.) engines.

**119 VALIANT**  
Easy to build, rugged, 1200 mm span competition stunt model. All parts moulded and diecut. Takes 3.5 cc - 6.0 cc (.19 c.i. - .35 c.i.) engines.



119



118

**118 MESSERSCHMITT**  
Full stunt performance and near-scale appearance make this an outstanding model. 980 mm span. Fully prefabricated, takes all 3.5 cc (.19 c.i.) engines.

**102 COUGAR**  
Rugged, easy to build and fly and great flying performance makes this the best C/L trainer in Australia. 450 mm span — solid wing for 1.5 cc engines.

**103 TAIPAN**  
Terrific model for learners. 600 mm wing span, completely prefabricated. Suits 1.5 cc to 2.5 cc engines.

**104 SATAN**  
650 mm wingspan flying wing design for 1.5 cc (.09 c.i.) engines.

**105 COBRA**  
Advanced 680 mm wing span solid wing trainer. Capable of loops, wing-overs, etc. Fully moulded sheet wing. For all 2.5 cc (.15 c.i.) engines.

**106 HUSKY**  
Streamlined 650 mm wing span stunt model. Great performance with 1.5 cc (.09 c.i.) engines.

**107 MUSTANG**  
Semi-scale stunt model of this famous W.W. II aircraft. 650 mm wing span detailed plan, fully prefabricated. Suits all 1.5 cc (0.9 c.i.) engines.

**108 HURRICANE**  
Popular 650 mm span stunt model for 1.5 cc (.09 c.i.) engines. Features wide track undercarriages and generous wing area for fast take-offs.

**111 WILDCAT**  
850 mm wing span. Takes all 2.5 cc (.15 c.i.) engines.

**112 VULCAN**  
Rugged 850 mm span stunt model. Takes all 2.5 cc (.15 c.i.) engines.

**113 TYPHOON**  
Beautiful 850 mm span cabin type stunt model. Takes all 2.5 cc (.15 c.i.) engines.

**114 SPITFIRE**  
A great model of a wonderful aircraft. This 900 mm span semi-scale stunt model gives a mighty performance. For all 2.5 cc (.15 c.i.) engines.

**115 KITTYHAWK**  
This model of the famous Kittyhawk is simple to build and fly and is a first-class performer. Suits all 2.5 cc (.15 c.i.) engines.

**117 CURTISS WARHAWK**  
Enjoy semi-scale appearance together with top performance in this design. 980 mm span. Takes all 3.5 cc (.19 c.i.) engines.




102




103



104




105




106



107



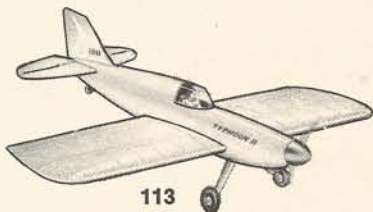
108



112




111



113



114



115




117




# SAILPLANES and GLIDERS

**134 RASCAL**  
All sheet balsa beginner's sailplane. 600 mm wing span.



134

**133 FALCON**  
750 mm span sailplane for beginners. Solid fuselage, built up wing, fully detailed plan, die-cut parts.



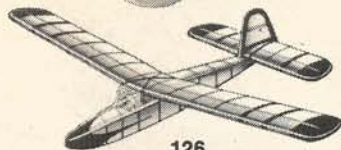
133



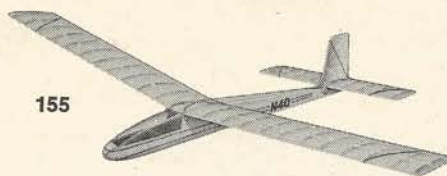
127

**127 CIRRUS**  
1100 mm span high performance sailplane. Very easy to build and fly.

**126 NIMBUS**  
High performance sailplane. 750 mm wing-span, detailed plan, easy to build and fly.



126



155

**155 NOMAD:** A 1000 mm span cabin-type performance sailplane. Fully diecut and shaped components.



162

**162 KESTREL:** A 1500 mm span scale sailplane—high performance, fully pre-fabricated—a beautiful model.

# RUBBER POWERED MODELS

**146 BEAGLE PUP SENIOR**



**145 CHIPMUNK SENIOR**



**147 CESSNA SENIOR**




**149 DORNIER SENIOR**



**148 TIGER MOTH SENIOR**



**144 PIPER SENIOR**



158

**158 SKYLARK:** A 915 mm span rubber powered duration model. 26 cm prop, rubber motor included.

**136 SPITFIRE JUNIOR**



**143 AUSTER JUNIOR**



**139 PIPER PACER JUNIOR**



**141 SE 5 JUNIOR**



**142 SCAMP JUNIOR**

**138 CESSNA JUNIOR**



**152 SWALLOW JUNIOR**

**140 MUSTANG JUNIOR**

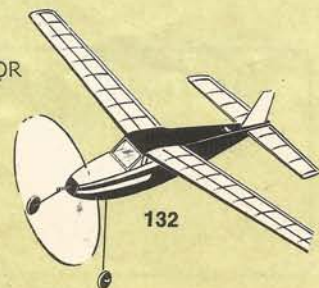


**137 SABRE JUNIOR**



**151 GUPPY JUNIOR**

**132 BAMBI**  
600 mm wingspan rubber-powered model. All parts pre-cut. Detailed building and flying instructions. Plastic propeller, rubber, etc. supplied.



132